

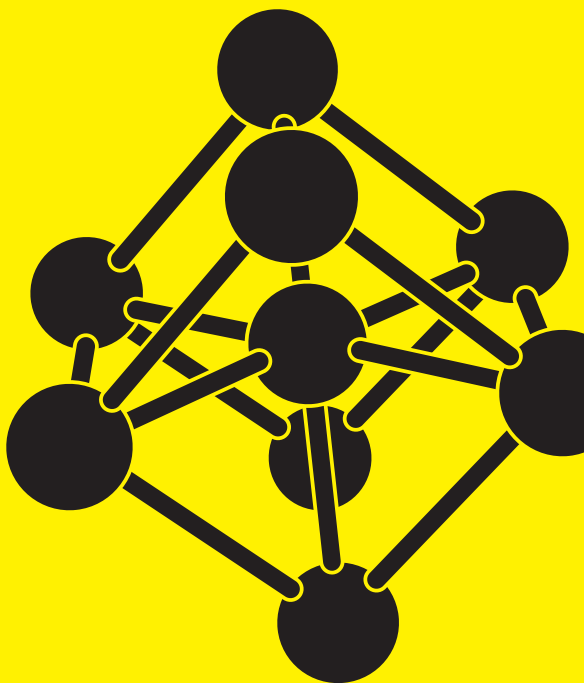
BRUSSELS user 2017!

04.07.2017 - 07.07.2017




www.user2017.brussels

@user_Brussels

#user2017



CONFERENCE BROCHURE



As a student my use of R for data analyses was frowned upon - the suggestion was to stick with the existing software. Access to R related literature was difficult. To admire the very first R books one had to travel far, to the few enlightened universities. As a researcher I needed the help of a secret floppy disk to dual boot into a GNU/Linux system with R, in order to escape from unnamed products. As a starter in industry, people from unnamed companies made clear to my management that setting up R events for customers was giving a 'wrong signal to the market'.

Look how 'wrong' we have been... Fifteen years later R is shining brightly in the data science field. Students are learning R before anything else and if statistics research is published without accompanying R package, it is considered a bad sign. Publishers have hundreds of books on display and major software houses are in a constant race against time to further integrate R into their product offerings. And now, more than 1000 people from all over the world have come to Brussels to discover the state of R at this conference.

R has come a great way and the community that formed around the R project is and has always been critical to its success. The community has evolved in many ways and is active in many places throughout the year, but of all things the official useR conference still is the major community event of the year. It is the place to extend one's knowledge and learn from other experts through tutorials and talks. The place to discuss the state of affairs and plan for the packages of the future. The place to put faces to the names of all wonderful persons who relentlessly move R forward, day after day and commit by commit.

It is a great honour to have prepared this year's edition with the R Foundation and to welcome you to the capital of Europe. The program committee has done an exceptional job to offer a rich and diverse program and the organizing committee worked hard to make this a unique conference experience. Now it is your turn as attendees to make the best out of it.

Enjoy Belgium! Enjoy the conference! Have fun!

Tobias Verbeke

Chairman of the Organizing Committee useR!2017
Managing Director at Open Analytics

PROGRAM COMMITTEE

Ziv Shkedy, chair
Heather Turner, chair
Michela Battauz
Przemysław Biecek
Roger Bivand
Di Cook
Dirk Eddelbuettel
Bettina Gruen
Torsten Hothorn
Julie Josse
Helena Kotthaus
Tobias Verbeke

ORGANIZING COMMITTEE

Tobias Verbeke, chair
Ziv Shkedy
Heather Turner
Matthias Verbeke

**DOWNLOAD THE APP!
GET ONLINE!
BE SOCIAL!**

Make your own Schedule, download talk presentations, look up useR!2017 speakers and discover all the useR!2017 attendees in the useR!2017 mobile app! Make your own profile so others can get in touch.



Post, Tweet and Like! Follow us on Twitter for live updates, tweet yourself using our hashtags and share your useR!2017 pictures.

Free WiFi: useR!2017
www.user2017.brussels
[@user_Brussels](https://twitter.com/user_Brussels)
[#user2017](https://twitter.com/user2017)

THE VENUE

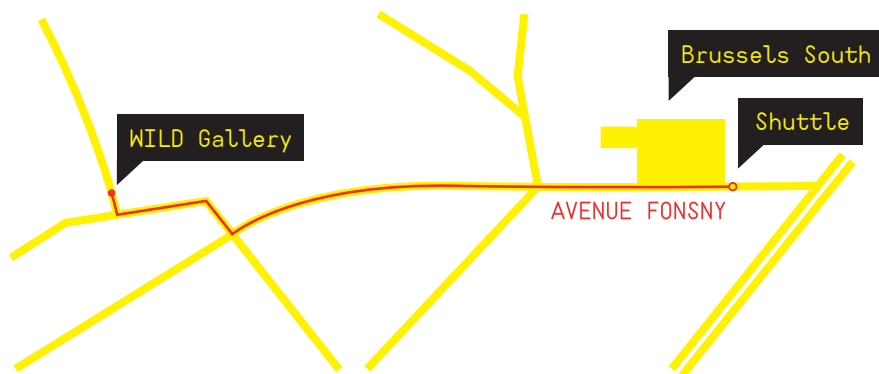
The conference takes place at the WILD Gallery, a former industrial building of 1902 in the direct vicinity of the Brussels South railway station.

From anywhere in Brussels you can use public transport (www.stib-mivb.be) to reach the Brussels South train station (subway map page 23). The user!2017 Conference venue WILD Gallery is located 1,5km from the Brussels South train station which makes a 20 minute walk. Signage will show the way. Using your GPS you can use WILD Gallery, Gerijstraat 11, 1190 Vorst.

There is a bus stop right in front (bus line 49) and around the corner (bus line 50) of the venue. Tram 82 and 97 stop at WIELS, a contemporary art centre a five minute walk from the WILD Gallery (turn right on Avenue du Pont de Luttre and right again on Gerijstraat).

Short term public bike rental is also available throughout the city: <http://en.villo.be>

There is a small underground car parking at WILD Gallery but we strongly advise you to use public transport and shuttle buses to come to the user!2017 Conference.



SHUTTLES

At the BACK EXIT of the station - AVENUE FONSNY, you cross the street to the left and you find a user!2017 Conference Shuttle on the parking square. In peak hours (7.00am - 10.00am / 4.00pm - 8.00pm) there are 4 shuttle buses. Between 10.00am and 4.00pm there are 2 shuttle buses, one at Brussels South and one at WILD Gallery).

CONFERENCE DINNER

The Conference Dinner takes place in 'Paleis 10' in the shadow of the world famous Brussels Atomium. People registered for the conference dinner will find a beer bottle icon on their conference badge. Should you not have an icon on your badge but you registered for the dinner or you still want to register, please go to the info desk.

Buses will take everybody to 'Paleis 10' from WILD Gallery between 6.30pm and 7.30pm.

Your badge will serve as an identification to let you take this bus.

The Conference Dinner official program starts at 7pm until 10.30pm with a seated dinner and entertainment. From 10.30pm until 12.30am there is a possibility to enjoy another drink in our useR!2017 Belgian Beer Bar.

Shuttlebuses will take everybody back to the partner hotels in Brussels city center on regular departure times.

Buses with a RED useR!2017 label will stop at:

- WILD Gallery
- Park in by Radisson
- Brussels South train station
- Meininger hostel

Buses with a YELLOW useR!2017 label will stop at:

- Thon Hotel EU
- Thon Hotel Brussels City Center
- Bedford Hotel

Both red and yellow labelled buses will leave from the Conference Dinner venue at:

10.00pm - 10.30pm - 11.00pm - 11.30pm - 0.00am - 0.30am
(last bus of the night)

Subway from 'Paleis 10' to Brussels city Centre: line 6
00.32am (subway map page 23)

Taxi Service:
0032 (0)2 349 49 49

Big data analytics to the power of R

Bring advanced analytics to your business with Microsoft R Server.

Harness the power of R in an enterprise-class, big data analytics platform to create fast, predictive analytics that combine performance and flexibility.

- **Write once and deploy across multiple platforms** on-premises or in the cloud
- **Terabyte-scale machine learning** that is 1,000x larger than in open source R
- **Get enterprise security and support** backed by Microsoft
- **Handle massive data sizes** and computation on hundreds of nodes
- **Extend your analytics performance** through parallelized algorithms
- **Discover valuable insights** across your business

Get started today.



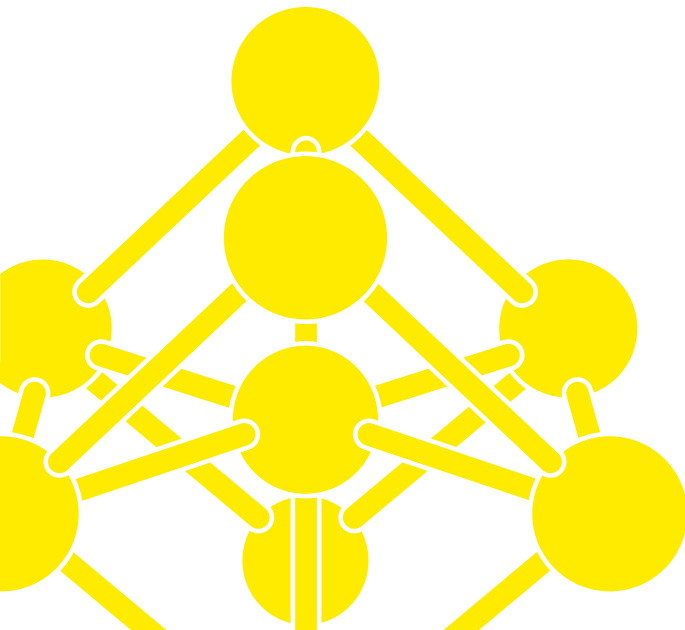
Download Microsoft R Server today.

www.microsoft.com/en-us/cloud-platform/r-server



Follow us on Twitter: [@MicrosoftR](https://twitter.com/MicrosoftR)

08h00 - 09h30	REGISTRATION
09h30 - 11h00	Tutorials (plenary) (2.01-2.02-3.01-3.02-4.01-4.02-4.03)
11h00 - 11h30	COFFEE BREAK
11h30 - 13h00	Tutorials (plenary) (2.01-2.02-3.01-3.02-4.01-4.02-4.03)
13h00 - 14h00	LUNCH
14h00 - 15h30	Tutorials (plenary) (2.01-2.02-3.01-3.02-4.01-4.02-4.03)
15h30 - 16h00	COFFEE BREAK
16h00 - 17h30	Tutorials (plenary) (2.01-2.02-3.01-3.02-4.01-4.02-4.03)
17h30	WELCOME RECEPTION






DataCamp

THE EASIEST WAY TO

Learn Data Science Online 24/7

  python™  SQL 



Learn from the best



Hadley Wickham

Chief Scientist at RStudio, author of ggplot2, dplyr, and



David Robinson

Chief Scientist, Stack Overflow



Romain François

Consulting Dataative at ThinkR



Max Kuhn

Software Engineer at RStudio and creator of caret



Richie Cotton

Instructor at DataCamp

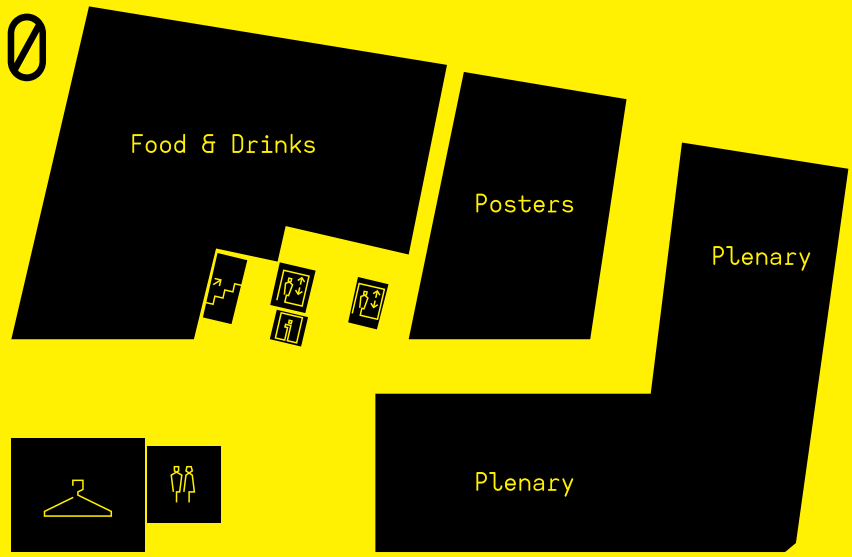
DataCamp for Business is used by teams at




www.DataCamp.com

08h00 - 09h00	REGISTRATION
09h00 - 09h15	Welcome (plenary)
09h15 - 09h30	Sponsor Talk Microsoft (plenary)
09h30 - 10h30	KEYNOTE: Structural Equation Modeling: models, software and stories
10h30 - 11h00	COFFEE BREAK
11h00 - 12h30	TALKS (every 18 minutes) Plenary Kaleidoscope I 2.01 Statistical modeling I 2.02 Machine Learning I 3.01 Medical Statistics 3.02 Packages 4.02 Shiny I
12h30 - 13h30	LUNCH
13h30 - 15h00	TALKS (every 18 minutes) Plenary Community 2.01 Clustering 2.02 Business and Management 3.01 GIS 3.02 HPC 4.02 Text Mining
15h00 - 15h30	COFFEE BREAK
15h30	Sponsor Talk: Datacamp (plenary)
15h45	KEYNOTE: Teaching data science to new users
16h45	COFFEE BREAK
17h00	Navigating the R Package universe
18h30	POSTER RECEPTION

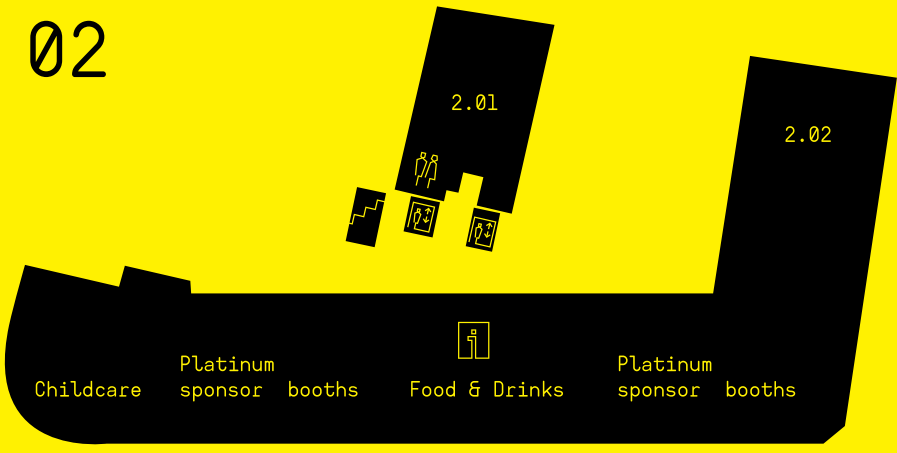
00



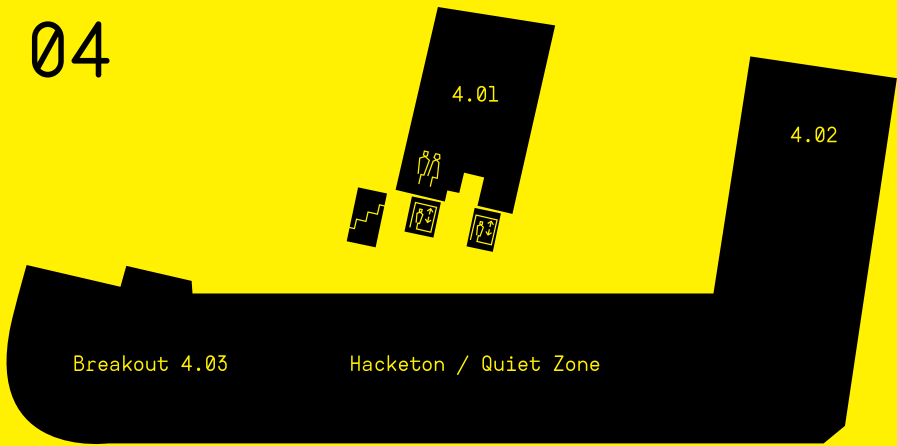
03



02



04






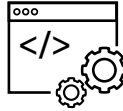
EXPLORE OUR SERVICES



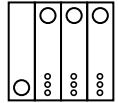
STATISTICAL
CONSULTING



SCIENTIFIC
PROGRAMMING



APPLICATION
DEVELOPMENT AND
INTEGRATION

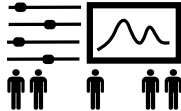


DATA ANALYSIS
HARDWARE AND
HOSTING

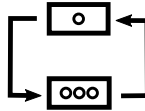
DISCOVER OUR PRODUCTS




ARCHITECT



SHINYPROXY



R SERVICE BUS



RDEPOT

GET YOUR TATTOO AT OUR BOOTH!

08h00 - 09h15	REGISTRATION
09h15 - 09h30	Sponsor Talk Open Analytics (plenary)
09h30 - 10h30	KEYNOTE: Dose-response analysis: considering dose both as qualitative factor and quantitative covariate-using R*
10h30 - 11h00	COFFEE BREAK
11h00 - 12h30	TALKS (every 18 minutes) Plenary Kaleidoscope II 2.01 Bioinformatics I 2.02 Data reproducibility 3.01 Methods I 4.01 Psychometrics and social statistics 4.02 Web
12h30 - 13h30	LUNCH
13h30 - 15h00	TALKS (every 18 minutes) Plenary Education 2.01 Data Management 2.02 Programming I 3.01 Statistical Modeling II 3.02 Machine Learning II 4.02 Graphics
15h00 - 15h30	COFFEE BREAK
15h30	Sponsor Talk: RStudio (plenary)
15h45	KEYNOTE: Parallel Computation in R: What We Want, and How We (Might) Get It
16h45	Sponsor Talk: Gold and Silver partners
17h00	COFFEE BREAK
17h30	LIGHTNING TALKS (every 5 minutes) 2.01 Ecology/Statistics 2.02 Business/Reporting 3.01 General 3.02 Community/Education 4.01 Biostatistics 4.02 Business/Machine Learning
18h30	BUSES TO CONFERENCE DINNER
19h30	CONFERENCE DINNER



consortium

Supporting the R Language and its Community

The central mission of the R Consortium is to work with and provide support to the R Foundation and key organizations and groups developing, maintaining, distributing and using R software.

The R Consortium is a group dedicated to support the worldwide community of users, maintainers and developers of R software. Its members include leading institutions and companies dedicated to the use, development and growth of R. Thanks to the contributions of those members, the R Consortium has funded more than 20 projects proposed by the community, including R-hub (the package builder service), the R Documentation Task Force, the SatRDays mini-conference series, and the Forwards workshops for women and girls. The R Consortium is proud to sponsor the annual user! Conference and to support the R user community worldwide.

The R Consortium is looking for projects to support that broadly help the R Community

For information on applying for a grant, visit www.r-consortium.org/projects
Projects are funded by R Consortium members. To become a member, email membership@r-consortium.org

R Foundation

Platinum Members

Gold Members



Silver Members



08h00 - 09h15	REGISTRATION
09h00 - 09h15	Welcome (plenary)
09h15 - 09h30	Sponsor Talk RConsortium (plenary)
09h30 - 10h30	KEYNOTE: R Tools for the analysis of complex heterogeneous data
10h30 - 11h00	COFFEE BREAK
11h00 - 12h12	TALKS (every 18 minutes) Plenary Shiny II 2.01 Missing Data 2.02 Methods in Business and Finance 3.01 Methods II 3.02 Bioinformatics II 4.02 Programming II
12h12	LUNCH
13h15	KEYNOTE: 20 years of CRAN
14h15	CLOSING (PLENARY)



Studio[®]

R LADIES LUNCH!*

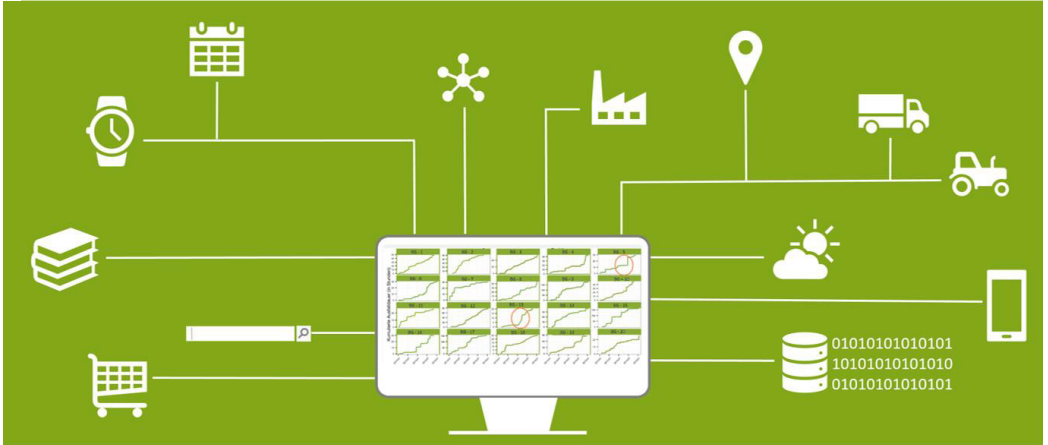
Wednesday 05.07.2017 12.30 pm - 1.30 pm

* for members of R-Ladies or people interested in joining an R-Ladies group

[R-Ladies](<https://rladies.org/>) is a worldwide organization whose mission is to promote gender diversity in the R community via meetups and mentorship in a friendly and safe environment. Meetups are lead by and provided for individuals who are women or nonbinary, though men respecting the aims of the group can attend meetups at the discretion of the local leaders.

R-Ladies has more than 45 chapters in around 20 countries, with more chapters coming soon. If you are a member of R-Ladies, would like to join an existing chapter or help start a new one, please come to the R Ladies lunch at the second floor catering point, Wednesday 5 July. Talks on R-Ladies will also be presented during the Session for useR! Newbies (Monday 3 July, 6:30pm, Plenary) and the Community Session (Wednesday 5 July, 1:30pm, Plenary).





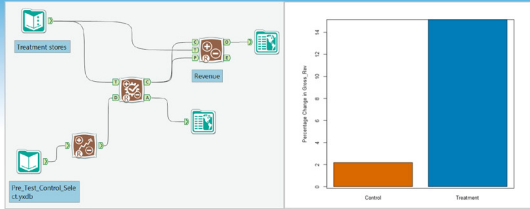
#eodaonTour: Visit us on the third floor
and on Twitter and Facebook @eodaGmbH

www.eoda.de

DOWNLOAD THE USER!2017 APP HERE



Solve Complex Analytic Challenges with a Simple and Flexible Platform



Alteryx Analytics delivers a single platform that empowers data analysts and data scientists with the ability to:

- Access & Blend data from any source without IT intervention
- Design analytic models built on the R language
- Deploy & Share insight with decision makers with a single click
- Improve analytic accuracy through a repeatable workflow

alteryx

www.alteryx.com

[@alteryx](https://twitter.com/alteryx)

Pleased to be a sponsor of **useR!2017**
and a member of the R Consortium

ORACLE®

Oracle enables R for the enterprise and Big Data

Learn more at oracle.com/goto/R

Join the 3rd Workshop on
R Implementation, Optimization and Tooling (RIOT)
co-located with useR!2017 - Visit riotworkshop.github.io

Featuring:



Jenny Bryan, RStudio
Tom Smith, Office for National Statistics
Hilary Parker, Stitch Fix

plus 56 speakers, 6 workshops
and 3 networking events

10% off

for UseR! delegates
with code:

USER!2017

EARL CONFERENCE

12-14 SEPTEMBER
LONDON

www.earlconf.com

useR!2017 Conference Brussels Speakers


Dirk Edelbuettel Martyn Plummer Francois Michonneau Tracy K. Teal
Bhaskar V. Karambelkar Charlotte Wickham Hana Eviková Stephanie
Kovalchik Signe M. Jensen Christian Ritz Colin Gillespie Karline
Soetaert Thomas Petzoldt Gabor Csárdi Edzer Pebesma Arun Srinivasan
Taylor Arnold Lauren Tilton Joaquin Vanschoren Heidi Seibold Bernd
Bischl Toby Dylan Hocking Rebecca Killick Colin Gillespie Karline
Soetaert Thomas Petzoldt Gabor Csárdi Edzer Pebesma Arun Srinivasan
Taylor Arnold Lauren Tilton Joaquin Vanschoren Heidi Seibold Bernd
Bischl Toby Dylan Hocking Rebecca Killick Yves Rosseel Boris Vaillant
Lionel Henry Olga Mierzwa-Sulima Ruben Crevits Torsten Hothorn
Sebastian Meyer Antony Unwin Sebastian Warnholz Thomas Levine Kathy
Chenjerai Mutambanengwe Szilard Pafka Balasubramanian Narasimhan
Marco Blume Tomas Kalibera Barbara Borges Ribeiro Amandine Pierrot
Lisa Schlosser Samuel Jenness Paul Devos Winston Chang Tobias Verbeke
Ehsan Masoudi Jakob Richter Natalia da Silva Mark Padgham Edzer Pebesma
Herman Sontrop Thomas Petzoldt Sebastian Krey Renata Yokota Hannah
Frick Alice Daish Gergely Daroczi Julia Silge Marijke Van Moerbeke
Tom Reynkens Michael Dorman Ziv Shkedy Mark Hornick Jirka Lewandowski
Ewoud De Troyer Jannes Muenchow Joseph Rickert David Smith Jim Harner
Taylor Arnold Andrea Rau Marlene Silva-Marchena Christoph Reudenbach
Julie Josse Helena Kotthaus Kenneth Benoit Christophe Genolini Keven
Bluteau David Robinson Riccardo Porreca Ali Zaidi Ege Rubak Mine
Cetinkaya-Rundel Ludwig Hothorn Przemysław Biecek Jakub Chromec
Brooke Anderson Carel Peeters Alberto Caimo Edward S. Lee Finlay Scott
Andrie de Vries Karim Chine Susanne Berger Adéla Drabinová Nicolas
Sauwen Jonathon Love Max Humber Peter Baker Agnieszka Sitko Ella Kaye
Marvin Steijaert Timo Grossenbacher Bart Smeets Claus Ekström Marius
Pfeuffer Michela Battauz Brian Piccolo Nathaniel Phillips Daniel Nüst
Dootika Vats Marcin Kosiński Markus Kainu Alexander Bertram Kylie A.
Bemis Thomas Balmat Nicolas Pröllochs Jonathan R. Godfrey Francois
Michonneau Nick Ulle Gregory Warnes Christina Knudson Angus Taylor
David Gohel Marc Lavielle Scott Michael Jim Hester Christian Kleiber
Alok N Singh Michael Kossmeier Matthias Gehrke Oliver Glaß Kirill
Müller Ben Goodrich Jan Wijffels Tim Appelhans Gert Janssenswillen
Sigrid Keydana Ian Cook Paul Bürkner Pavlo Mozharovskiy Martijn
Tennekes Norman Matloff Martin Hölbl Martin Sill Malte Grosser
Reinhold Koch Berry Boessenkool Joseph Rickert Tor Maes Lise Vaudor
Mariana Simons Michael Dietze Maxim Nazarov Chirag Anand Qi Zheng
Tal Galili Anne Lund Christophersen Anna Malago Rasmus Bååth Adrian
Zetner Dean Attali Mélissa Lepage Bart Rogiers Henning Bumann Edwin
Thoen Junyan Lu Ian Lyttle Benjamin Høyer Maëlle Salmon Leo Lahti
David Smith Beibei Jiang Paulo Bargo Xavier Guardiola Andy South
Jeremy Darot John Newell Tina Gunderson Francis Nguyen Ngoc Hoang
Long Yves Brostaux Bo Werth Nataraj Dasgupta Sienneh Z Tamba Sean
Lopp Robert Noble-Eddy Tobias Gauster José de Jesus Filho Erin LeDell
Olivia Grigg Eugene Ha Kirsten Van Hoorde Shwetank Lall Lars Rönnegård
Munshi Imran Hossain Christian Thiele Florian Schwendinger Florian
Privé Marlene MÄller Bernard Franço Bart Smeets Joni Virta Giorgio
Maria Di Nunzio Michael Dewey Edwin de Jonge Michael Höhle Jens Carl
Streibig Isabella Gollini Patrícia Martinková Andrew Redd Nicholas
Tierney Darrin Speegl Andreas Prawitt Rudradev Sengupa Nick Strayer
Martin Otava Mark van der Loo Markus Vogt Grace Meyer Kai Kammers
Lucy D'Agostino McGowan Bryon Aragam Rianne Schouten Dirk Schumacher
Oliver Bracht Stefan Rödiger Marek Rogala Richard Cotton Steffen
Moritz Daniel Kaschek Verena Pflieger Federico Marini Uwe Ligges



DataCamp



Microsoft



Open Analytics



R consortium



Studio®



eoda

daten ▶ wissen ▶ nutzen

ORACLE®



MANGO
SOLUTIONS

alteryx

Google

H₂O.ai



useR!2017
BRUSSELS